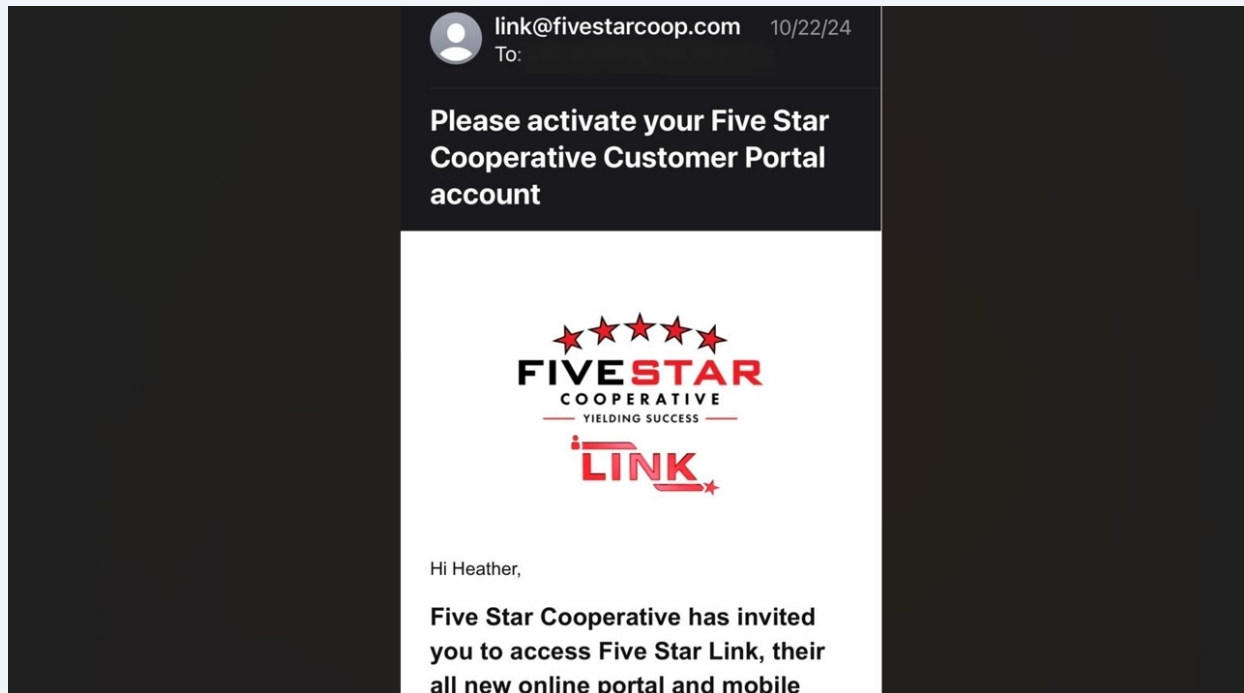



Five Star Link for Customers



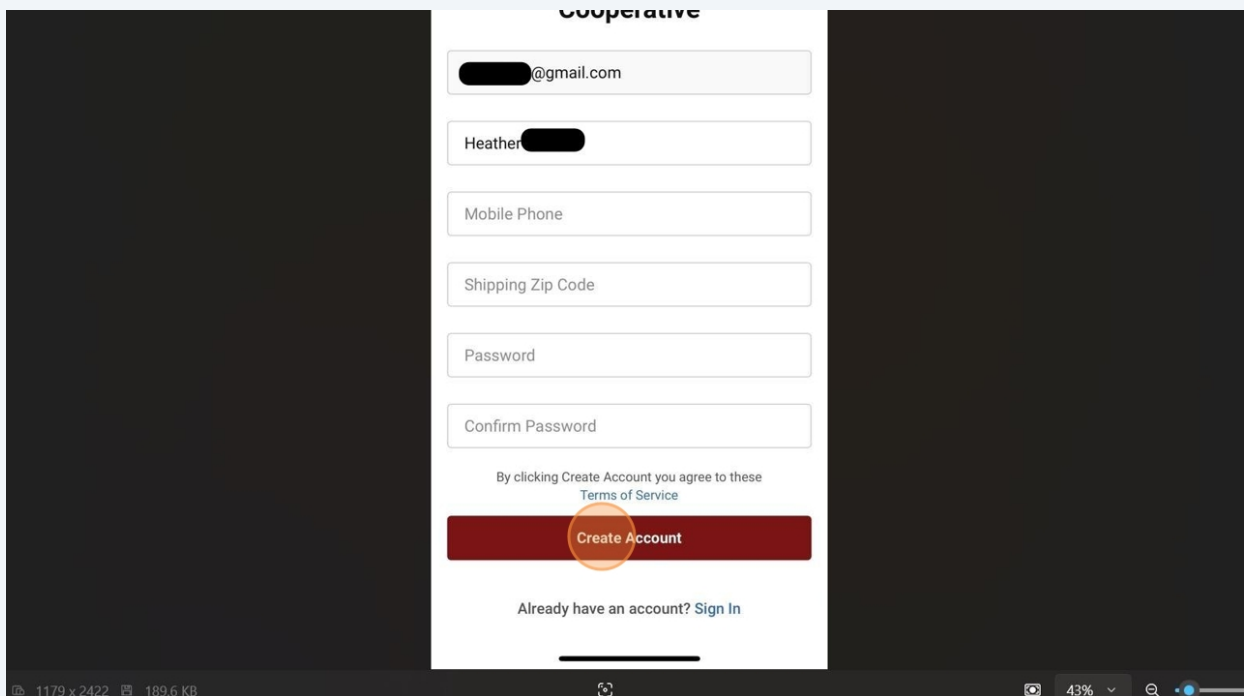
1 You will receive an email from link@fivestarcop.com



2 Open the email and click on Accept Invitation

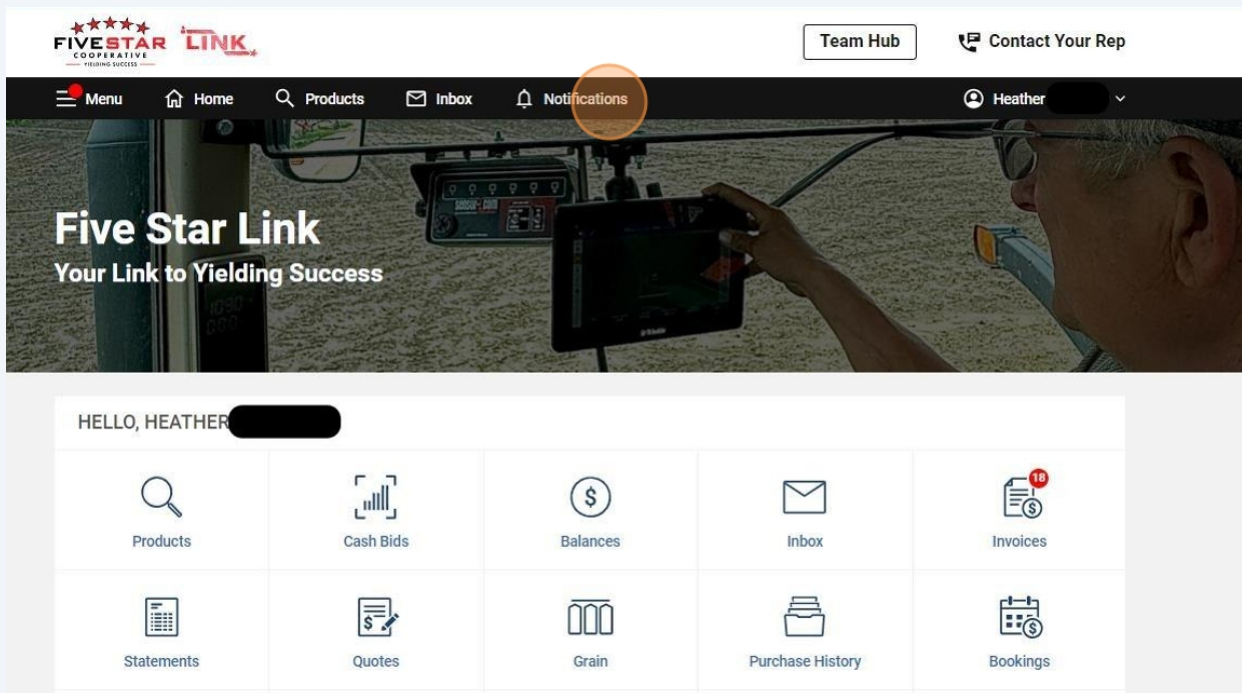


3 Fill out the required information and click Create Account



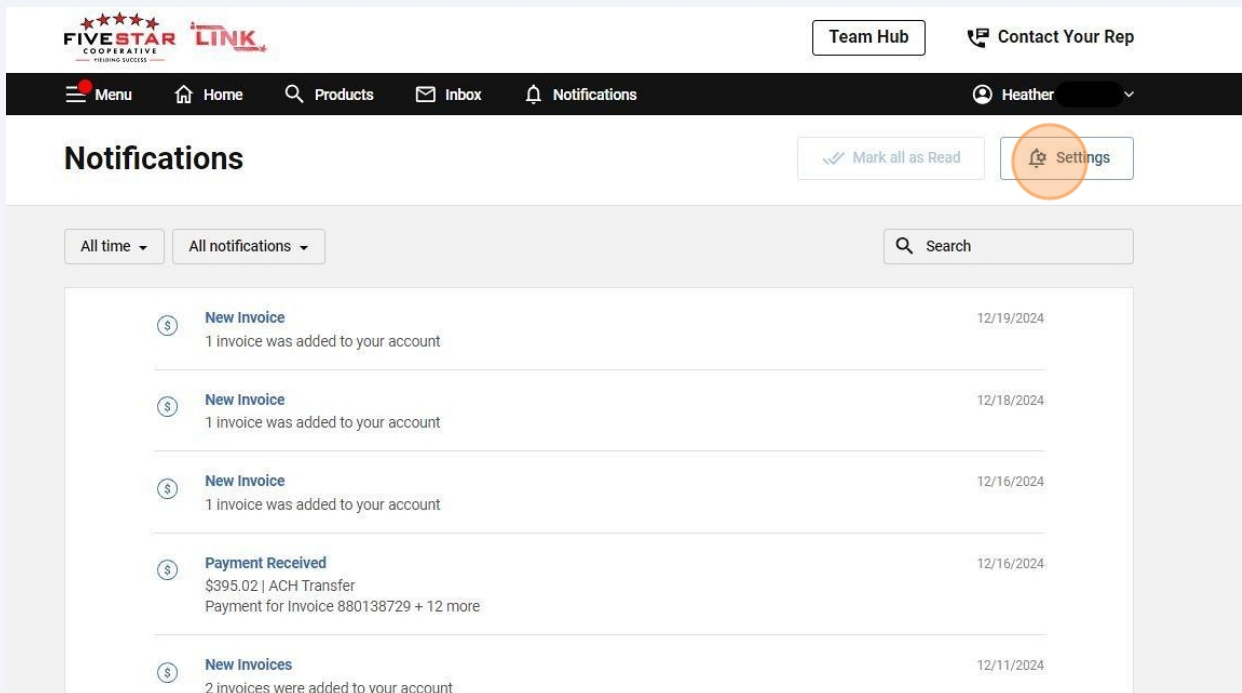
4

Once you get logged in your screen will look like this. Click on Notifications to set your notifications settings



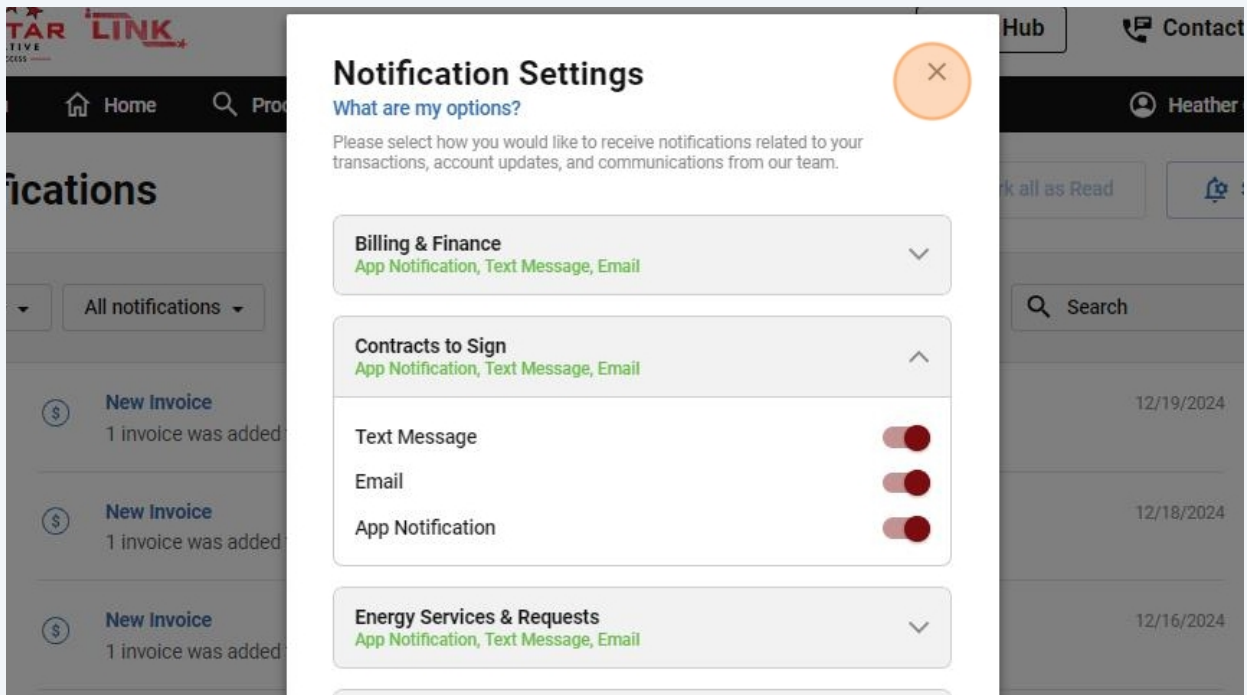
5

Click "Settings"



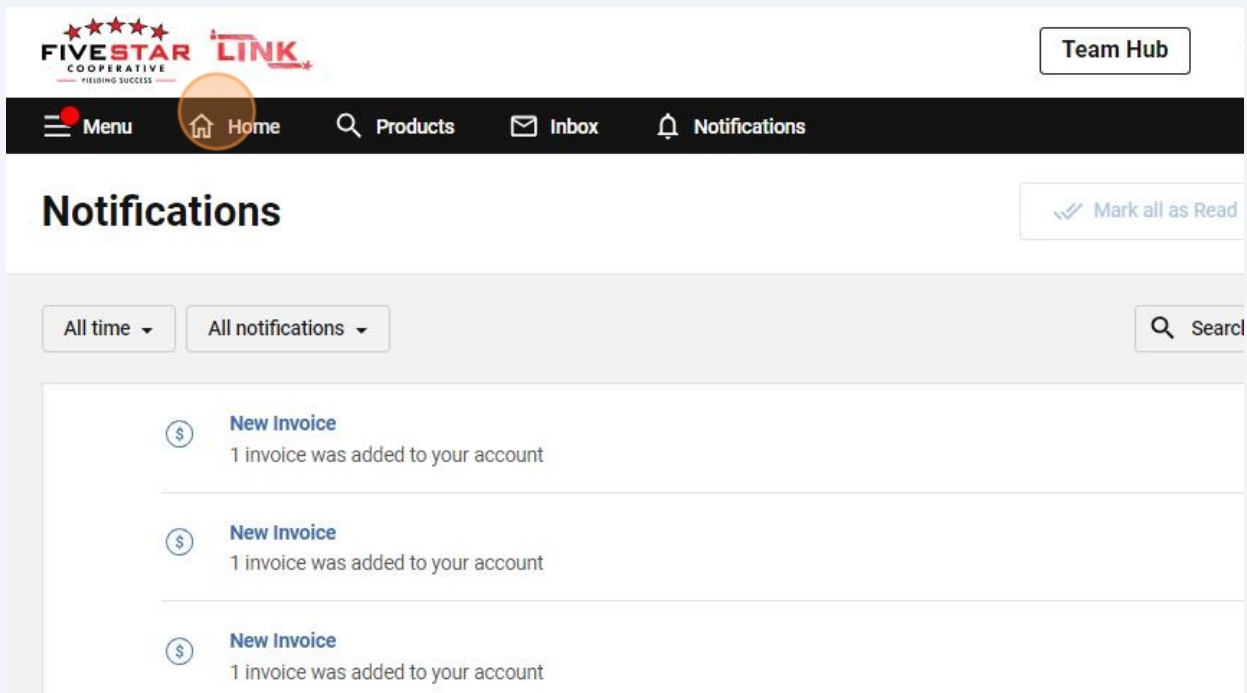
6

Choose the drop down under each option you would like to receive notifications and which kind of notification/s you would like to receive



7

Click "Home" to go back to the home page at any time



8 Click "Cash Bids" to view cash bids

Statements Quotes Grain Purchase History Bookings

Orders Energy Payment History Agronomy

COMMODITY QUICK LINKS

Cash Bids Futures Elevator Hours

PERSONALIZED QUOTES

Get a personalized quote for your inputs
Enter products and quantities and receive a quote from our team.

Get a Quote

9 Change the bid location by clicking the drop down

FIVE STAR LINK COOPERATIVE

Team Hub

Menu Home Products Inbox Notifications

Commodity Prices

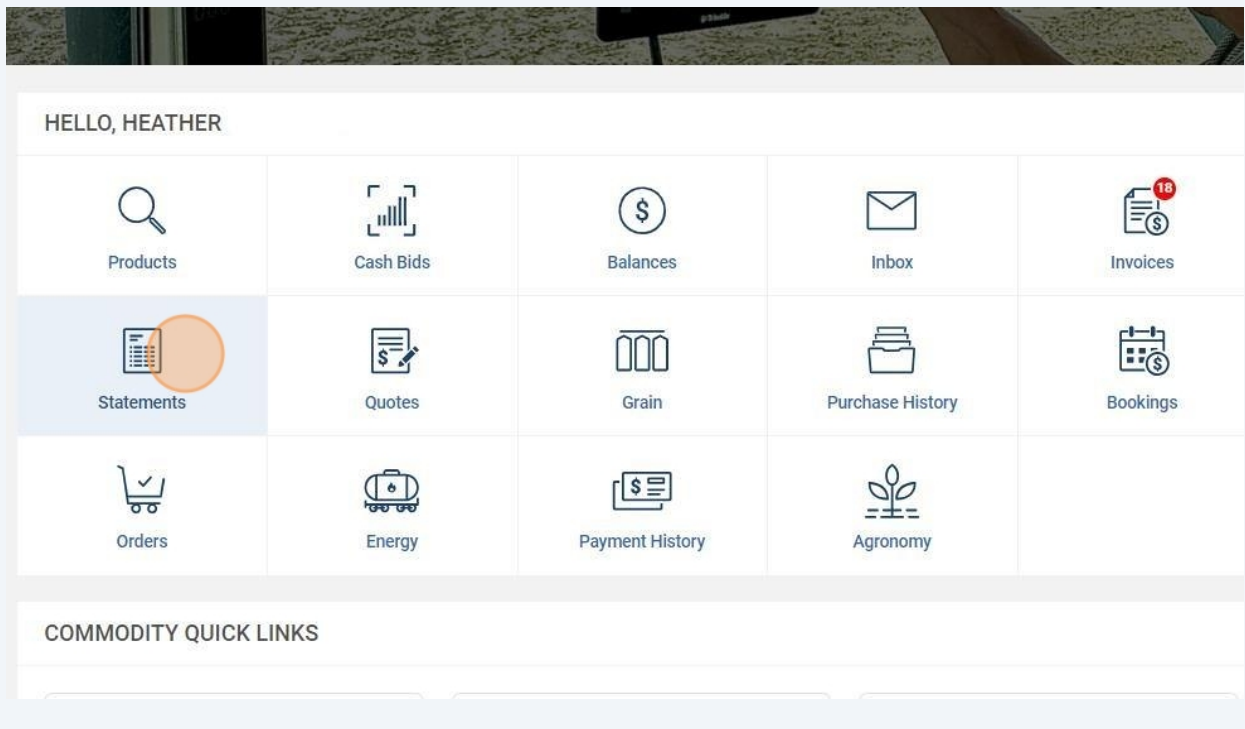
Cash Bids Futures Elevator Hours

Lime Springs

Corn

Delivery End	Month	Bid	Basis	Fut Price
Dec 2024	@C5H	4.2375	-0.30	4.5375
Mar 2025	@C5H	4.2375	-0.30	4.5375
May 2025	@C5K	4.3050	-0.30	4.6050
Jul 2025	@C5M	4.3275	-0.30	4.6275

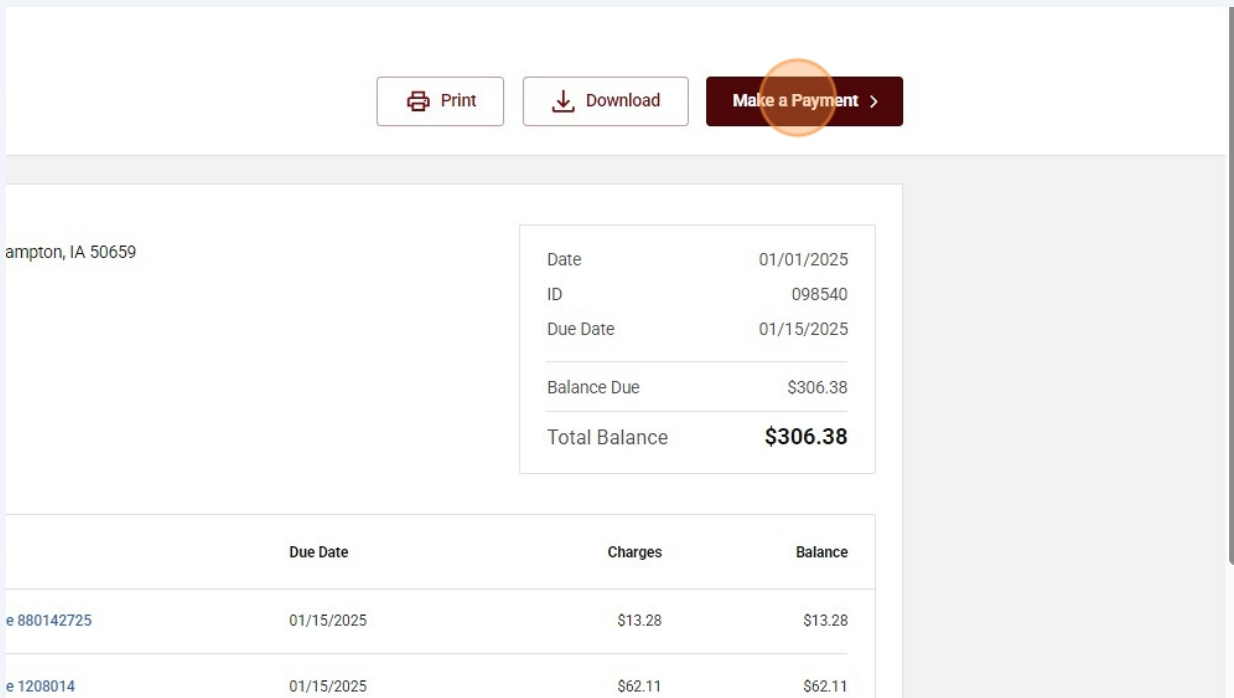
10 Back on the Home page, you can view Statements



11 Click "Nov 2024" to drill into that month's statement

Statement Date ↓	Account ↕	Charges	Balance Due	Total
Nov 2024		17 charges	\$844.90	\$844.90
Nov 2024		13 charges	\$395.02	\$395.02
Oct 2024		16 charges	\$856.67	\$856.67
Oct 2024		14 charges	\$115.10	\$115.10

12 To pay from your Statement balance, click on Make a payment



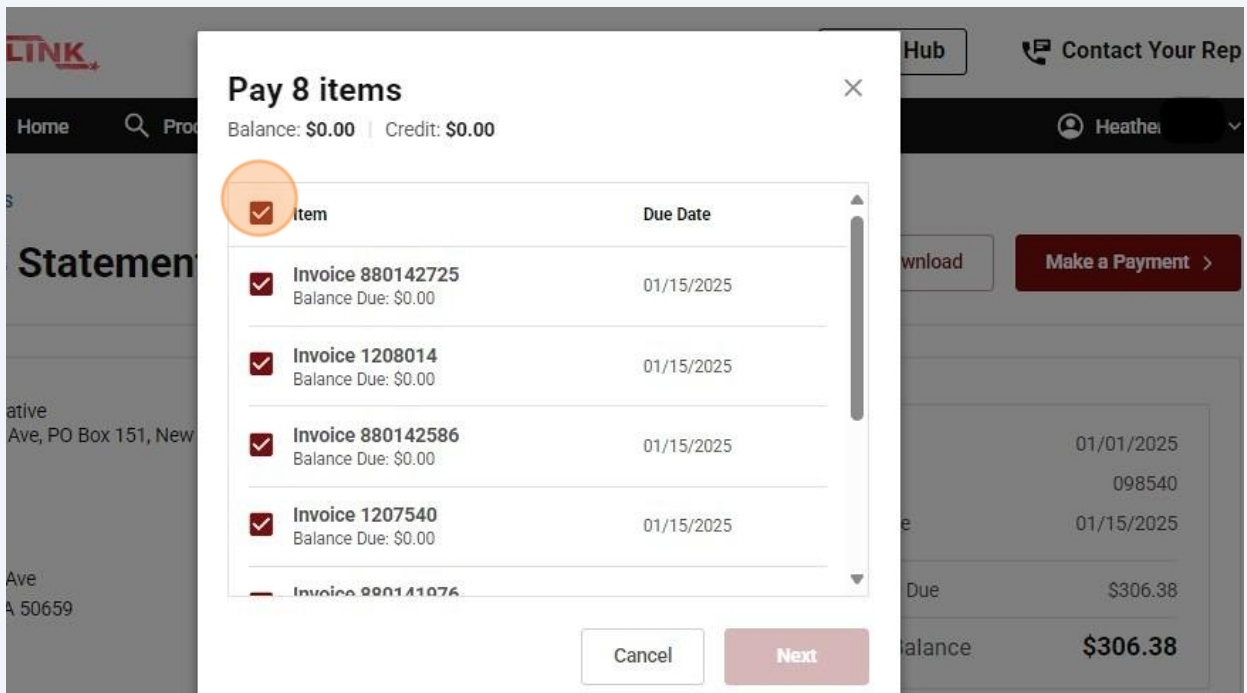
The screenshot shows a payment interface with three buttons at the top: 'Print', 'Download', and 'Make a Payment >'. The 'Make a Payment >' button is highlighted with an orange circle. Below the buttons is a summary box containing the following information:

Date	01/01/2025
ID	098540
Due Date	01/15/2025
Balance Due	\$306.38
Total Balance	\$306.38

Below the summary box is a table with three columns: 'Due Date', 'Charges', and 'Balance'. The table contains two rows of data:

	Due Date	Charges	Balance
e 880142725	01/15/2025	\$13.28	\$13.28
e 1208014	01/15/2025	\$62.11	\$62.11

13 Check the top box to select open invoices to pay and click Next and follow the prompts to making a payment

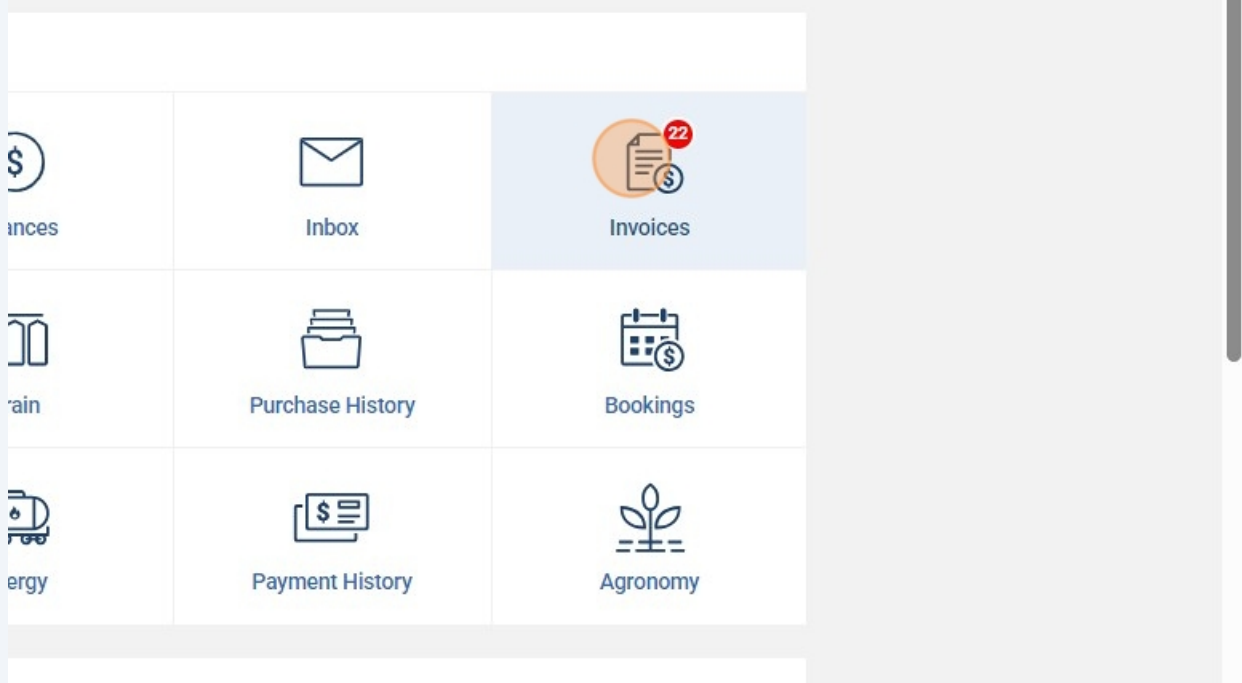


The screenshot shows a 'Pay 8 items' modal window overlaid on a payment page. The modal window has a title 'Pay 8 items' and a close button 'X'. Below the title, it shows 'Balance: \$0.00 | Credit: \$0.00'. The modal contains a table with two columns: 'Item' and 'Due Date'. The first row in the table has a checkbox that is checked and highlighted with an orange circle. The table lists the following items:

Item	Due Date
<input checked="" type="checkbox"/> Invoice 880142725 Balance Due: \$0.00	01/15/2025
<input checked="" type="checkbox"/> Invoice 1208014 Balance Due: \$0.00	01/15/2025
<input checked="" type="checkbox"/> Invoice 880142586 Balance Due: \$0.00	01/15/2025
<input checked="" type="checkbox"/> Invoice 1207540 Balance Due: \$0.00	01/15/2025
<input checked="" type="checkbox"/> Invoice 880141076	

At the bottom of the modal window are two buttons: 'Cancel' and 'Next'.

14 To pay by Invoice, back on the Home page, click on Invoices



15 Check the box for the invoice you would like to pay at this time

All time Search

<input checked="" type="radio"/> All Invoices	<input type="radio"/> Unpaid (22) \$1,240.82	<input type="radio"/> Past Due (0) \$0.00	<input type="radio"/> Deferred (0) \$0.00	<input type="radio"/> Im \$6
---	---	--	--	------------------------------

<input checked="" type="checkbox"/> Invoice	Account	Description	Invoice Date	Due Date	Charges
<input checked="" type="checkbox"/>	1210233	Clear Wintermaster Diesel	01/14/2025	02/15/2025	\$93.25
<input type="checkbox"/>	1210219	E-15 15% Ethanol	01/14/2025	02/15/2025	\$64.54
<input type="checkbox"/>	1210074	E-15 15% Ethanol	01/13/2025	02/15/2025	\$54.99
<input type="checkbox"/>	880143611	Bolts,Nuts,Washers Gr.5	01/10/2025	02/15/2025	\$67.75
<input type="checkbox"/>	90045895	Accounts Receivable Clearing	01/10/2025	02/15/2025	-\$660.54
<input type="checkbox"/>	1200580	Super Unleaded (10% Eth)	01/09/2025	02/15/2025	\$51.00

16 Click "Make a Payment"

3 invoices Print Download **Make a Payment**

Search

aid (22) 40.82	<input type="radio"/> Past Due (0) \$0.00	<input type="radio"/> Deferred (0) \$0.00	<input type="radio"/> Invoice Credit (1) \$660.54
-------------------	--	--	--

Description	Invoice Date	Due Date	Charges	Balance
Clear Wintermaster Diesel	01/14/2025	02/15/2025	\$93.25	\$93.25
C. E-15 15% Ethanol	01/14/2025	02/15/2025	\$64.54	\$64.54

17 Click "Next", or choose to enter an amount if you wish to under pay an invoice

Make a Payment [X]

Amount Due: \$93.25

Custom Amount

💡 Want to pay multiple invoices? Select them using the checkboxes on [the invoices page](#).

Cancel **Next**

Account	Description	Invoice Date	Due Date	Charges	Balance

18 On the Payment window choose to pay by card or ACH

Make a Payment

Item	Due Date	Amount	Payment Summary
Invoice 1210233 ⓘ	02/15/2025	\$93.25	Subtotal
		\$93.25	Payment Total

Payment Method

Pay with Credit Card
 ACH Transfer

Additional Information

19 Click on add a bank account if you have not previously set one up

Payment Method

Pay with Credit Card
 ACH Transfer

Bank Account

Payment Timing Pay Now
 Schedule for Later

20 You can choose to pay now or schedule for a later date

Pay with Credit Card
 ACH Transfer

Bank Account FCB ***

Payment Timing Pay Now
 Schedule for Later

Payment Date 01/16/2025

Additional Information

21 Check the box to authorize the payment

Electronic Debit Authorization

I Authorize Five Star Cooperative to electronically debit my account selected above for the payment amount below, and if necessary credit my account in case of a refund. I further agree that I may not revoke this authorization or cancel this payment once it is submitted.

The payment amount will be presented to the financial institution of the selected bank account by the next business day.

Payment Amount: **\$93.25**
Authorization Date: **01/15/2025**

By clicking "Pay" you agree to these [Terms of Service](#)

Pay \$93.25

22 Click Pay and your payment will be processed

Electronic Debit Authorization

I Authorize Five Star Cooperative to electronically debit my account selected above for the payment amount below, and if necessary credit my account in case of a refund. I further agree that I may not revoke this authorization or cancel this payment once it is submitted.

The payment amount will be presented to the financial institution of the selected bank account by the next business day.

Payment Amount: **\$93.25**

Authorization Date: **01/15/2025**

By clicking "Pay" you agree to these [Terms of Service](#)

Pay \$93.25

23 Back on the Home page Click "Inbox"

FIVESTAR COOPERATIVE **LINK** Team Hub

Menu Home Products **Inbox** Notifications


Five Star Link
Your Link to Yielding Success

HELLO, HEATHER

🔍 📊 💰 📧

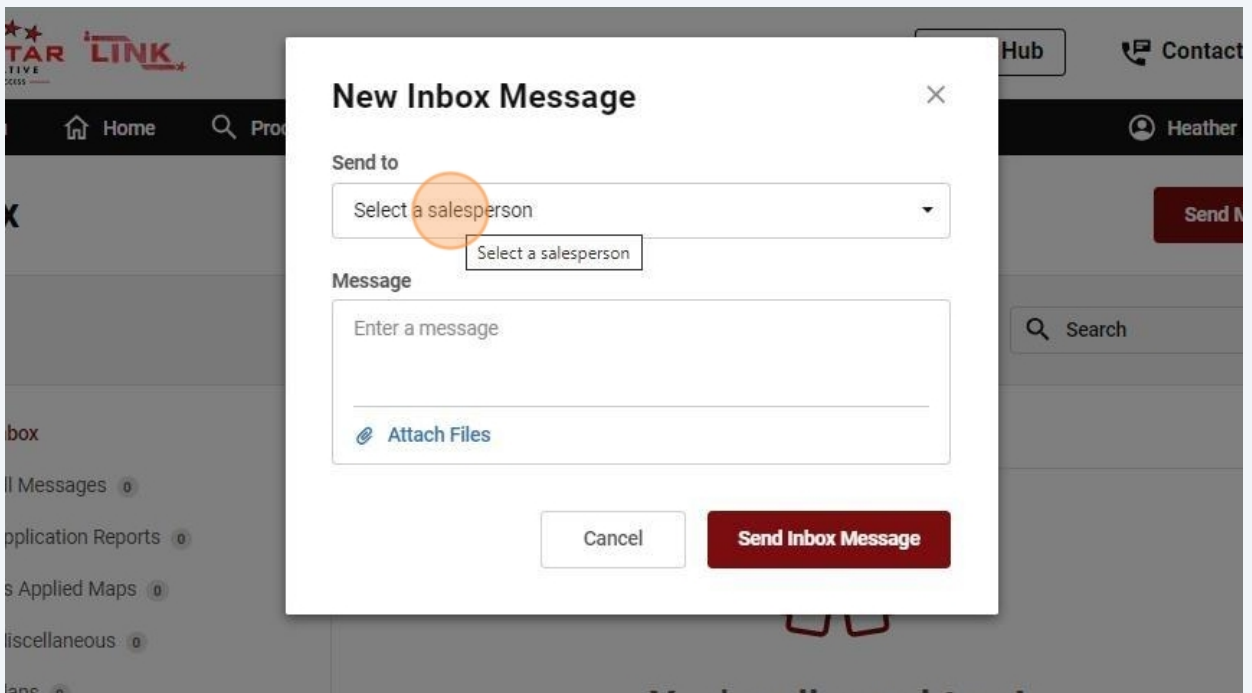
24

The Inbox is a place you can message with your Five Star advisors and share documents as well. To send a message click Send Message

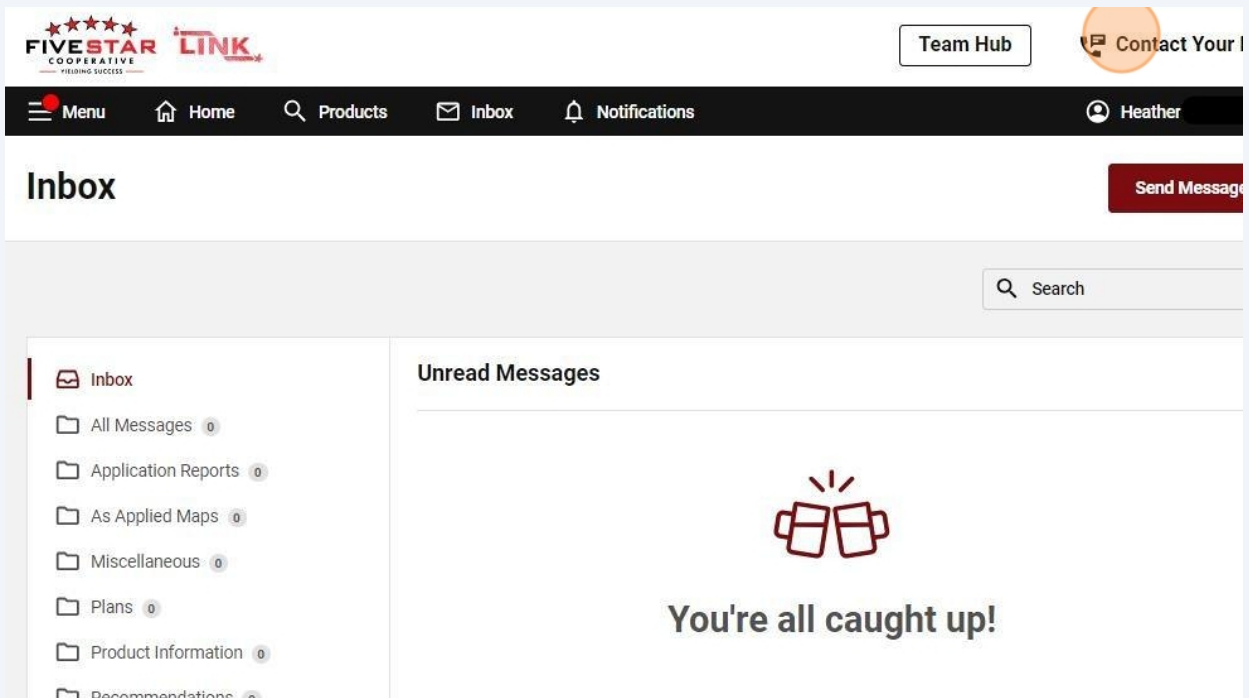


25

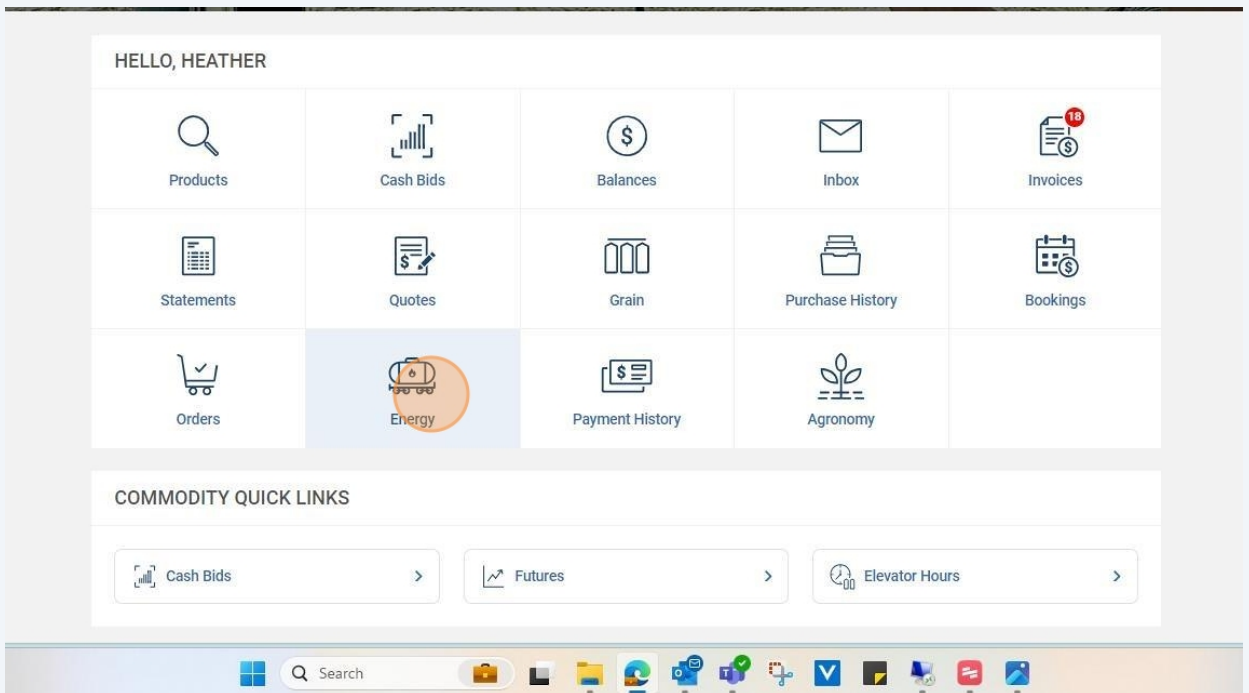
Choose your salesperson to message, type a message, and Send



26 Click "Contact Your Rep" to view contact information



27 Back on the Home page you can click into different areas like Energy



28 Click "Tanks"

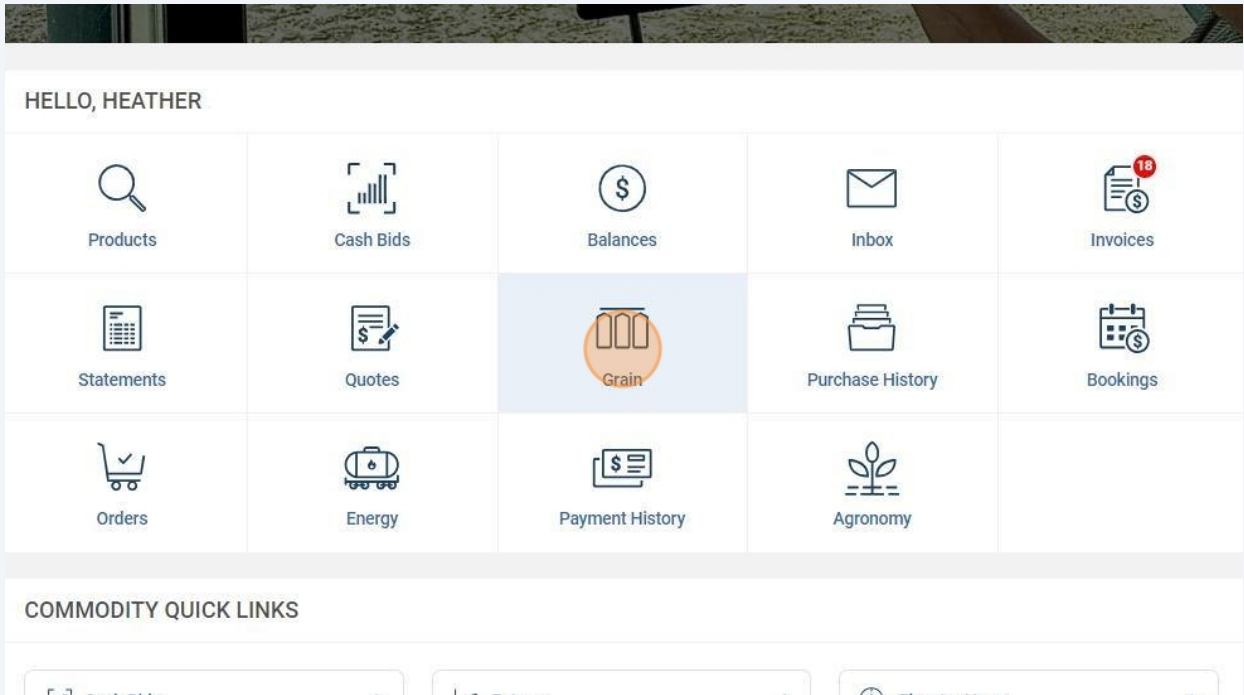
The screenshot shows the FIVE STAR COOPERATIVE LINK website. The header includes the logo and a 'Team Hub' button. A navigation bar contains 'Menu', 'Home', 'Products', 'Inbox', and 'Notifications'. The main content area is titled 'Energy' and has a 'Request Service' button. Below the title are tabs for 'Contracts', 'Deliveries', 'Tanks', and 'History'. The 'Tanks' tab is highlighted with an orange circle. Below the tabs are filters for 'All time' and 'All contracts', and a search bar. A table with columns 'Contract', 'Account', 'Start-End Date', 'Product', and 'Quantity' is shown, but it contains the message 'No contracts found.'

29 View Energy Tanks and History

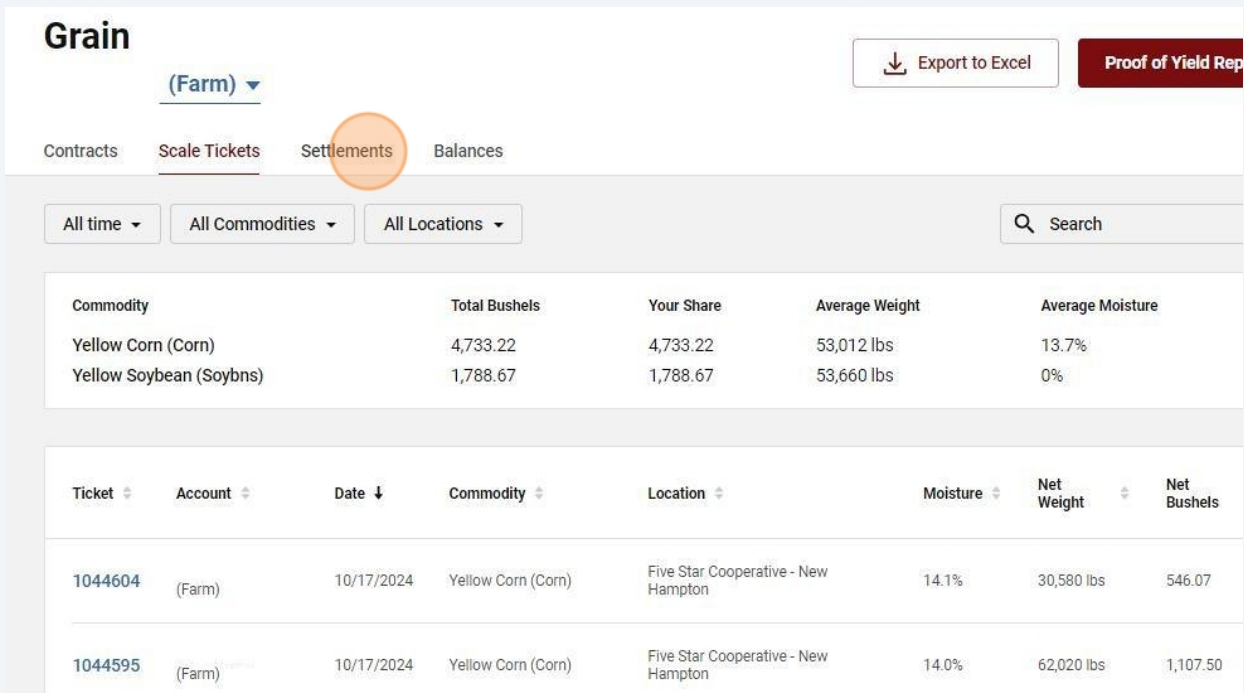
The screenshot shows the FIVE STAR COOPERATIVE LINK website. The header includes the logo and a 'Team Hub' button. A navigation bar contains 'Menu', 'Home', 'Products', 'Inbox', and 'Notifications'. The main content area is titled 'Energy' and has a 'Request Service' button. Below the title are tabs for 'Contracts', 'Deliveries', 'Tanks', and 'History'. The 'Tanks' tab is highlighted with an orange circle. Below the tabs are filters for 'All products' and 'All time', and a search bar. A table with columns 'Contract', 'Account', 'Product', and 'Last Delivery' is shown. The table contains two rows of data:

Contract	Account	Product	Last Delivery
6290		Fieldmaster Dyed Delivered	05/15/2024 201 Gal
6289		Reg Unleaded	05/15/2024 230 Gal

30 View Grain information by clicking into Grain



31 View Scale Tickets



32 View Settlements

FIVE STAR COOPERATIVE LINK Team Hub

Menu Home Products Inbox Notifications

Grain

(Farm) ▾

Contracts Scale Tickets Settlements Balances

All time ▾ All Commodities ▾ All Locations ▾ Search

<input type="checkbox"/>	Settlement ▾	Account ▾	Date ↓	Status ▾	Commodity ▾	Location ▾	Unit
<input type="checkbox"/>	61981	(Farm)	10/17/2024	Closed - Priced	Yellow Corn (Corn)	Five Star Cooperative - New Hampton	2,20

33 You can also Approve and Sign Agronomy Quotes and Orders as well as Energy and Grain Contracts, all digitally through the portal, simply click into the contract and click on "Sign Contract"

FIVE STAR COOPERATIVE LINK Team Hub Contact Your Rep

Menu Home Products Inbox Notifications Heather

Five Star Link

Your Link to Yielding Success

HELLO, HEATHER

Products	Cash Bids	Balances	Inbox	Invoices
Statements	Quotes	Grain	Purchase History	Bookings
Orders	Energy	Payment History	Agronomy	

34

For any questions, concerns, or more information, please contact your local Five Star Cooperative team members.